



A Walk at the Zoo 2018 Registration Steps for Teams and Individuals

	Quantity	Price	Total
Adult Regular Registration	<input type="text"/>	\$15.00	\$0.00
Student Registration 10-18	<input type="text"/>	\$25.00	\$0.00
Child Registration 2-10	<input type="text"/>	\$10.00	\$0.00
Additional Donation	<input type="text"/>	\$1.00	\$0.00

Begin by visiting our website at www.shadesofpinkfoundation.org and clicking on A Walk at the Zoo 2018 in the menu bar. Click on the pink Registration button to be redirected to the registration page.

You can register your entire family in one transaction, but each family member will need to create their own fundraising page. Complete all fields, selecting the number of tickets needed. Be sure to indicate team name if you are going to form or join a team.

Amount \$ 25.00

Card Type Visa

Name on Card

Card Number

CV2*

Expiration Month 12

Expiration Year 2020

Additional Comments

Security Code

Verification required. Check the checkbox.

I'm not a robot

Submit

Fill in payment information and click on the security box at the bottom of the page. Click on submit.

Transaction Successful

Margaret Scialo, you have completed the first step to register for the Zoo Walk. Please click on the link below to create or join your team and set up a fundraising page. You will not be officially registered to your team unless you complete this second step.

<http://a-walk-at-the-zoo-2018.everydayhero.de/>

Thank you for your registration in the amount of \$25.00 to Shades of Pink Foundation. A confirmation email will be sent to jst123@att.net.

[Click here to start fundraising for this event](#)

This message will appear, directing you to set up your fundraising page and join or create your team at EveryDay Hero. EveryDay Hero is our fundraising site for the Zoo Walk. This is the site you will share with friends and family to help raise additional funds for the Walk. Initially, your registration fee will not reflect on the site, but will be added later. Click on the blue link.



A Walk at the Zoo 2018 Registration Steps for Teams and Individuals

Thank you for choosing to participate in A Walk at the Zoo 2018.

HOW IT WORKS

- 1 Create**
Give us a few details to create your fundraising page.
- 2 Personalize**
Add a photo of yourself and share your personal story to help others to connect with your cause.
- 3 Share**
Share your fundraiser to inspire donations and support from family, friends, and colleagues.

This is the fundraising site, EveryDay Hero. Enter your page title (not your team name) such as Maggie's Fundraising Page or Maggie's Zoo Walk Fundraiser and fill in the address fields. Click on the green Create Fundraising Page button.

ADD A PROFILE PHOTO

Your donors want to see who they're supporting, show them by adding a photo to your page.

People who do this raise up to 10 times more.

Upload image

Skip >

You will be asked to upload a profile picture. You can also skip this step if you choose.

A FEW WORDS ABOUT WHY YOU ARE FUNDRAISING

Tell people what motivated you to start fundraising and why you chose to support your charity.

People who do this raise up to 24% more than those who don't.

YOUR STORY

I've created this page because I want to make a difference. I'm inspired by the work of Shades of Pink Foundation and wanted to support them by raising money as part of my participation in A Walk at the Zoo 2018. Please help me help them.

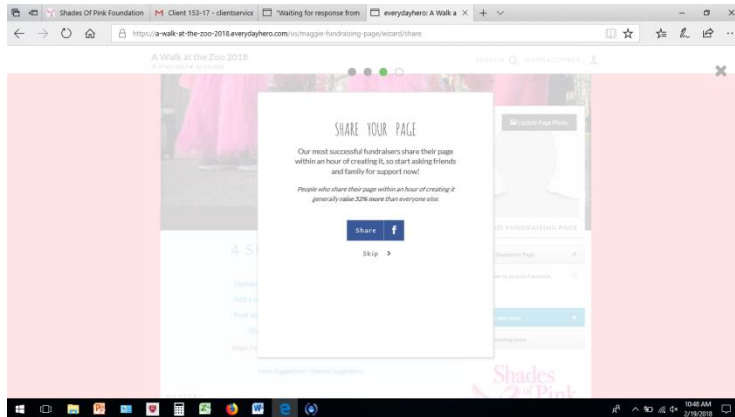
Save >

Skip >

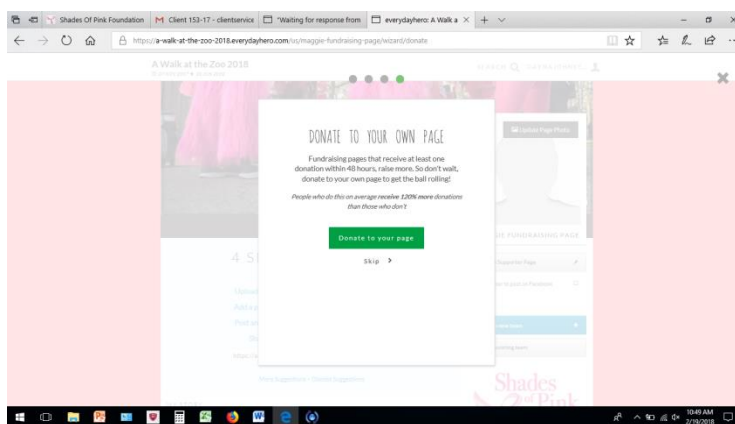
This is the wording that will appear on your fundraising page. You can edit this to tell your personal story, or you can leave as is. If you edit the text, be sure to click on Save. If you choose to leave it as is, just click on Skip.



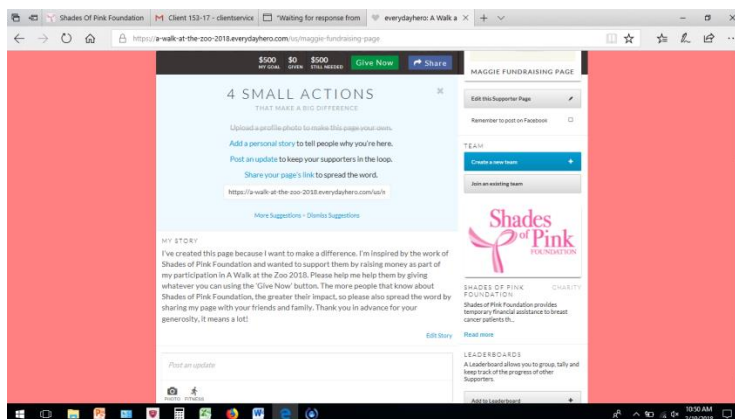
A Walk at the Zoo 2018 Registration Steps for Teams and Individuals



If you would like to promote your page on Facebook to raise money, click on the Share button. If you are going to create or join a team, click on Skip.



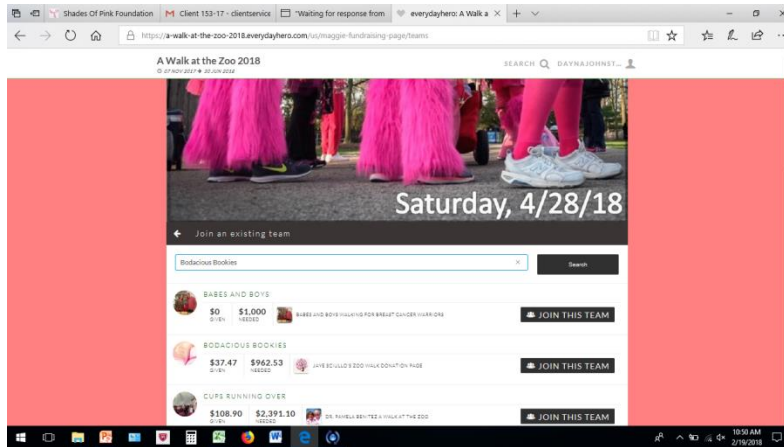
You can make a donation to your page if you wish, or just click on Skip to proceed.



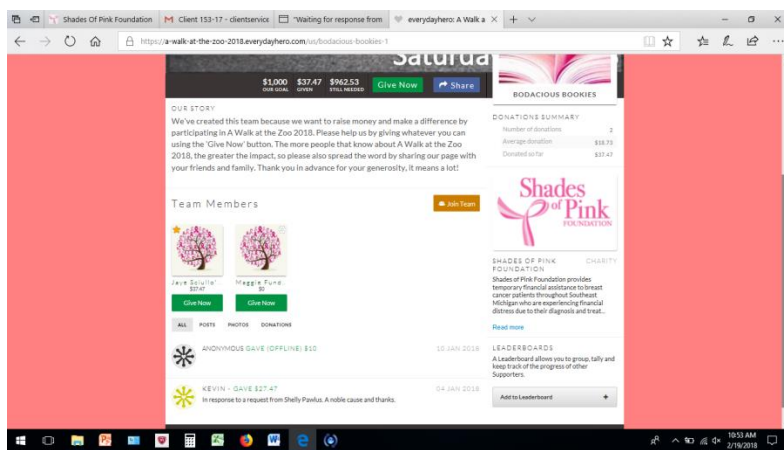
Your page is now created. You can now share on social media, make a donation, create a team, or join a team. To create or join a team, click on the buttons at the right of the page and follow the prompts.



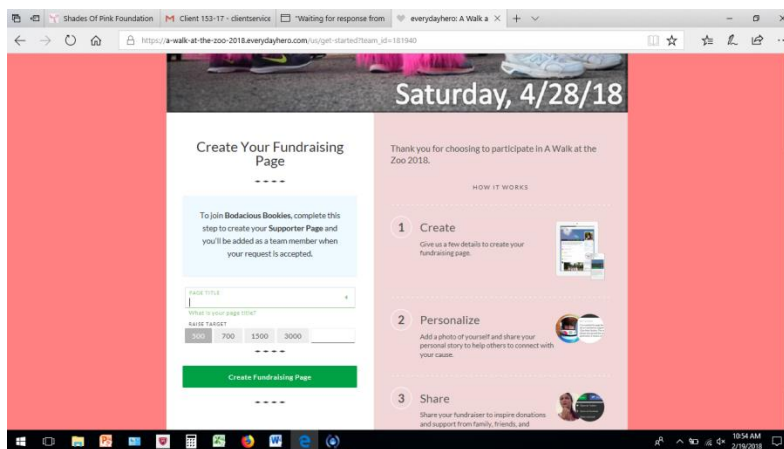
A Walk at the Zoo 2018 Registration Steps for Teams and Individuals



Here, I am joining Bodacious Bookies. When you type the team name in the box, choices will appear. Click Join This Team once you locate the team you wish to join.



You will now see your name on the team page. If you registered multiple people in one transaction, they need to join the fundraising team page separately. To add another team member, click on the orange Join Team button and add another person.



You will be taken to a new page to set up.